


ART APPROVAL

All colours used in this document are indicative only and they may vary across a variety of printing techniques and confectionery



Pad Print - Lid 100%

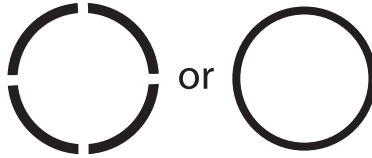


Pad Print - Front 100%

NOTES

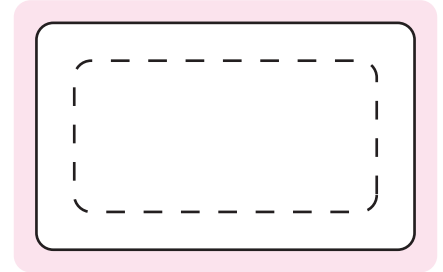
Max Pad Print Size 40mm diameter - Lid
Max Pad Print Size 30mmW x 25mmH - Front
Screens need to be a minimum of 80%,
if colour is less than 80%, it needs to be solid
colour with a specific PMS
Minimum point size for text and lines
is 0.5mm

Image Impression Only
NOT to Scale



PMS Colours for the candy are used
as a guide only and CANNOT be guaranteed
There are constraints when producing some
colours, if your client is particular please
check before placing order

Artwork is a representation of the final product.
Colour, shape and positioning of Text of finished
product may vary from what is shown.
This is a hand made product there will be
differences between pieces and we cannot
guarantee uniformity throughout the run.



Sticker Body 100%

NOTES

- Sticker On Body: 50mmW x 30mmH
 - █ Bleed 3mm
 - - - Safe Print Area: 5mm from edge of sticker
- When artwork is printed,
there can be movement of up to 3mm

Product Code : **CC020F**
Description : 125g of rock candy in medium Clip Lock Jar
Order# :
Company Name :
Contact :
Skin colour :
Text colour :
Flavour :
Colour of Lid : WHITE
Pad Print Size : 40mm Diameter (Lid) or 30mmW x 25mmH (Body)
Sticker Size : 50mmW x 30mmH (Body)
Print Colour : **Customer must provide PMS Colour print guide**
Quantity :
Delivery Date :

Please note: Stickers are printed digitally, please provide PMS colours if a close match is crucial and please inform us of this when ordering. If PMS colours are not provided we will print directly from the file and resulting print will be taken as correct. Not all PMS colours can be matched.

Exact PMS colour match is NOT guaranteed. It is highly recommended that editable linework is provided, without this we cannot be held responsible for colour discrepancies

I HAVE CHECKED THIS ARTWORK & AUTHORISE THIS ORDER TO PROCEED

Name :
Company :
Date :
Signature :

Office Use Only

Proof # :
Date :
Job No :
File :